



April 2025

Salisburyrowanquilters.net
SalRoQuilters2021@gmail.com

Editor: Cyndi Krusemark

The monthly publication of the
Salisbury Rowan Quilter Guild

PRESIDENT'S LETTER

It looks like Spring has sprung around my house with all the daffodils blooming. They are always a welcome sight.

At our Business meeting on April 3rd we will have our second quarter fabric sale. All fabric will be \$2 a yard and, if you wish, you can use your stash cash to purchase it, which makes it a very special deal.

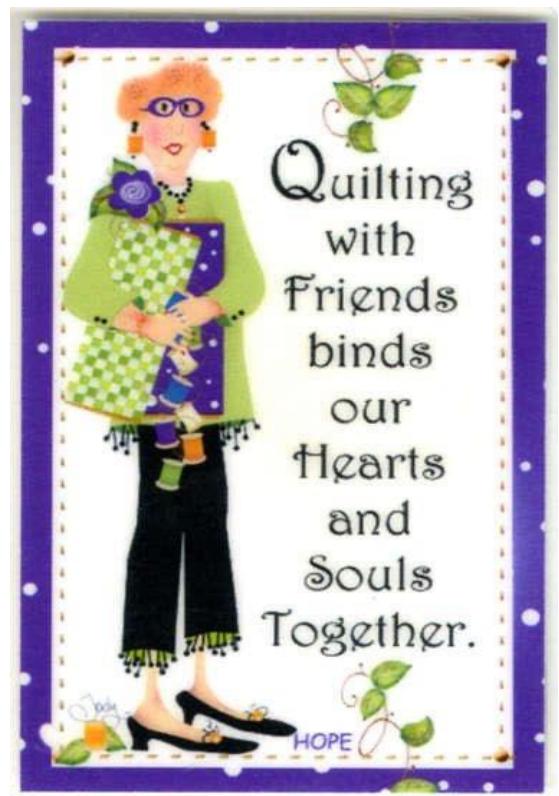
I would also like to remind you to enter something in the Rowan County Silver Arts. There are lots of different categories besides quilting. The entry forms are in the hallway at Rufty's. The deadline to enter is May 1st. The requirements are 50 and older and a NC resident.

Be sure to come to the April 17th meeting. It is a free lecture by Cecelia Reid of Pat's Sacks. You will learn how feed sacks were an affordable fabric for clothing and quilts years ago.

My President's Challenge this year is for every member to work on something for the 2026 Quilt Fair. It doesn't have to be a large bed quilt. It could be a small quilt, wall hanging, quilted clothing item, or something like a table runner. We do have a Challenge idea for 2026 that Marla and I believe will be a lot of fun. See you on the 3rd, happy quilting,

Sue Correll

Little bits of fabric
Sewn into a quilt
Form a warm and loving blanket
From which memories are built.
And when you seek peace and comfort
in the night
It will keep you warm and snug
Until the morning's light.
Author Unknown



Salisbury Rowan Quilt Guild
March Minutes
March 6, 2025

The March business meeting of the Salisbury Rowan Quilt Guild was called to order at 10:01 am, Thursday, March 6, 2025, by President Sue Correll. A welcome was extended to all. A total of 28, which includes two new members, were present. Donna D and Jenny W joined the guild before the meeting. Also, Claudette G was in attendance. A motion was made by Cyndi K to accept the February minutes and was seconded by Cyndy W. The minutes were accepted as published.

Treasurer's Report - The treasurer, Cyndy W, gave the report stating the beginning balance was \$19,193.14. After the guild's additions, deposits and credits the ending balance was \$18,355.26. An itemized report is available for anyone interested. This report is subject to audit.

Committee Reports

Veteran's Quilts - The new chairs of the veteran's quilts (Vicky G and Kathleen Z) shared their vision for the committee. The veterans at Rufty will be the first to receive quilts at this time. A list of names will be provided by Rufty. A total of 6 quilts will be handed out on the committee's service day in May. There were kits available for members to take home and complete. Also, the guild was encouraged to keep a completed quilt in their car for random veterans whom you meet in your daily living.

Cuddle Quilts - Cindy N - Several quilts were turned in and there is an informal volunteer day, March 13th to do some cutting and such to aid in completing more quilts.

Library - JoAnne M - A new Quiltfolk magazine was available to check out. There was also a special code available for 15% off a subscription. A free Quilts of Valor pattern was also available to members.

Membership - Linda B - The 2025 membership dues are overdue. If you have not paid your dues as of this month, you will no longer receive the Newsletter. At this time, the guild has 49 members.

Raffle Quilt - Maureen M - The 2025/26 raffle quilt is now completed and was shown to the guild. "Sunflower Stroll" is a larger queen size quilt and tickets are now available for sale. Each member was encouraged to sell 25 tickets. They are \$1 per ticket and 6 for \$5. This quilt will be raffled at the 2026 Quilt Fair. The date will be announced once the venue is secured. Also, the quilt that was made from the leftover fabric from the 2024 quilt is also available to raffle. "Second Hand Blues", is 61" x 77" and it will be raffled off at the Holiday party in December. Members were encouraged to sell 25 tickets for this quilt also. The cost of tickets is \$1 for one ticket and 6 tickets for \$5.

An opportunity to sell tickets is available over the next two weeks. The Charlotte Quilt show and the Raleigh Quilt show will allow the guild to display the quilt and sell raffle tickets. Members were encouraged to take a time slot to sell tickets. A sign-up sheet was passed around.

A new era is upon us as Marla S introduced the QR code to the guild. This code will enable anyone with internet access to buy tickets at any place or time. A website "Zeffy" was enlisted to enable internet sales. There is a small fee for each transaction. More discussion to follow as to how to combine the physical tickets with the internet sales.

A discussion ensued about whether or not to pay the postage for the quilt if it is won by an out of state ticket purchaser. The pros and cons were discussed and a vote was held. A motion to hold a vote was made by Lorraine

H and seconded by Marsey J. It was decided that the guild would pay the postage.

An email would be sent to members enabling them to share the QR code to social media and to family and friends.

Newsletter - Cyndi K - If you paid your dues and did not receive a newsletter, please inform Cyndi K so she can make the update. Once again, no newsletter if dues are unpaid. Please email your articles by the 18th of March.

Sunshine - Linda L - No cards were sent. It was mentioned that Marie W was moved to assisted living.

Programs - Marla S - The next program available to the guild is a class on "Mastering Your Stripology Ruler". Robin Caruso, a certified stripology teacher, will instruct the guild on the uses of the ruler. A table topper will be the project. Some practice scrap bags will be available for \$5. The book is required and the rulers will be available to share. A class supply list is available.

The April program is "Pat's Sacks". The owner, Cecilia Reed, will have a lecture on feed sacks through history. There is no cost for guild members.

The May program will be on fabric painting using Inktense pencils. More information will follow. A kit will be available for \$8.

Media - Chloe G & Holly L - The chairs are making posts on social media three times a week. A growth in followers has been noticed.

Quilt Fair - No news.

Old Business -

The update on Western North Carolina is they are only wanting gift cards at this time. A beginning quilting class will commence for two Saturdays starting the 15th. The class is full with 8 students. A member asked that the website's pictures be updated, and that the raffle quilt be added. On the 4th Thursday there will be a fabric measuring and cutting day. All are invited.

New Business

The April guild meeting will include a fabric sale. You may use stash cash.

Door Prizes - Norma C, Cindy N, Linda S, Linda B

Birthday - In attendance, Marla S

Sew & Tell - Lorraine H, Jenny W, Tammy H, Norma C, Kathleen Z, Vicky G, Rhonda U, Maureen M, Carol G, Marsey J, Cyndy W, Linda B, & Cindy N.

The meeting was adjourned at 11:43.

Marsey Jancic
Co-Secretary

APRIL BIRTHDAYS

8 Sandra Hall
12 Cyndy Ward
22 Jim Lemons
24 Linda Shapleigh
30 Cathy Yochim



SUNSHINE REPORT

Cards that were sent to:

Tammy Hill - Hospitalized with Norovirus.

Joyce Stevens - Hospitalized with a broken leg.

I'm sure all cards will be appreciated. Information can be found in the Member's Directory.

Linda Leprade
Sunshine Chair

We have lost one of our Charter Members.


Marie Woods, died on Tuesday, March 18th. Please keep her family in your thoughts and prayers. She was incredibly generous in heart and soul. She always quick to share her knowledge and lovely smile with everyone.

Dues

Guild dues are due January 1st. In order to maintain your membership in good standing dues must be paid by the end of February. Dues are \$30 per year, checks payable to SRQG or submit cash in an envelope with your name on the front to Linda Bryant. Only current paid members will receive the newsletter after Feb. 28th.

Thank You

Due to the lack of Zoom participation, the business meetings will no longer be on Zoom unless specifically requested. Please contact Cyndi Krusemark via email or text by 9:15 on the day of the Business Meeting if you will need to attend via Zoom. If you have any questions, please contact Cyndi Krusemark.



The Quilts of Valor Freedom Piecemakers group will meet on the second Monday, April 7th, at Christiana Lutheran Church at 9:30 am. Open to all quilters. Contact Shelley Lenhausen with any questions. Check your member's directory for her phone number.

COMMUNITY SERVICE PROJECTS

Veteran Quilts

In May on our community service day , we would like to honor a small group of Veterans from the Senior Center in Salisbury .

Thank you to those of you that have supported us and have helped by taking a kit home with you to complete. We would like to have those quilt tops returned to us if at all possible by the April meeting . This way we will be able to have them quilted a ready to hand out .

Currently, more kits are being made and ready to put together for our Community Service Day . There will be kits to be assembled using panels with borders , several different patterns but all will be precut and directions included .

We hope many of you plan your attend that day . To thank you for your support , we have planned to serve you free lunch and have prizes to give away . More information to follow next month !

Thank you again to all of our members for welcoming us into this special group !

Community Service Chairpersons
Cuddle Quilts – Cindy Nimmer & Lorraine
Herman
Veterans Quilts - Vicky Gilleland & Kathleen
Zurich

Suggested Sizes for Donation Quilts

Babies: 40x40

Cuddles & Veterans: 50x60

Other sizes are acceptable.

If you are unsure, contact the Committee Chair. A list of Chairpersons is attached but you will need your member's directory for contact information.

Stash Cash Rewards

\$1 Rewards:

A finished cuddle quilt
A finished Veteran's quilt.
Wearing your nametag
A Pillowcase
A Sew 'N Tell
Bring a Guest

\$5 Rewards

Attending a meeting
Working a fundraising event
(selling Raffle Tickets)
Completing a UFO
(must be on UFO sheet)

\$10 Rewards:

Your guest becomes a member
Volunteering to host a guild event (Holiday party, June picnic)

Raffle Quilts

Our Raffle quilts and tickets are ready for sale. I will have the raffle tickets at our next meeting to give to those that have not yet received them. Everyone will get an envelope with 25 raffle tickets per quilt. This year we also have the option to use a QR code for purchasing them. See the guilds Face Book page or Web site for further information.

The Second Hand Blues quilt is 61x77 and will be raffled at our Christmas party in December.

The Sunflower Stroll quilt is 84x94 and will be raffled at our quilt show in May of 2026.

Return all tickets sold with the money at one time, to me. Then you can receive more as you need them. All tickets will be due 2 weeks prior to quilt raffle date. Get excited about selling them because I have seen a very positive response on the first 2 showings. Another great way to sell besides family and friends is to sign up for future quilt showing events.

Maureen Maxwell

Raffle Quilt Chair

2025 SRQG Executive Board	
President	Sue Correll
Vice President-Program Chair	Marla Silbernagle
Secretary	Marsey Jancic & Carol Goss
Treasurer	Cyndy Ward
Committee Chairs	
Community Service	
Donations Coordinator	Sue Marquard & Chloe Goho
Cuddle Quilts	Lorraine Herman & Cindy Nimmer
Pillowcases	Karen Gulliford
Veterans	Vicky Gilleland & Kathleen Zurich
Librarian	JoAnne Mitchell
Membership	Linda Bryant
Newsletter	Cyndi Krusemark
Programs	Marla Silbernagle
Quilt Fair	Chloe Goho
Raffle Quilt	Maureen Maxwell
Sunshine & Stash Cash	Linda Leprade
Media	Chloe Goho & Holly Little
Zoom	Cyndi Krusemark

Please note that contact information must now be obtained from the Member Directory. Unfortunately, it is no longer safe to publish our personal contact info on the website.

THIRD THURSDAYS UPCOMING PROGRAMS

Hello everyone!

By the time you read this we will have completed our Stripology workshop with Robin Coruso and are sure to bring our finished pieces to Show and Tell soon! This workshop was very popular with 19-20 people attending.

Next up will be Pat's Sacks with Cecilia Reid on **April 17th**. She will be giving a LECTURE on feed sacks and their history and will also be providing a trunk show for her beautiful pieces. There is NO CHARGE for this program and we hope that you will all turn out to listen and learn!

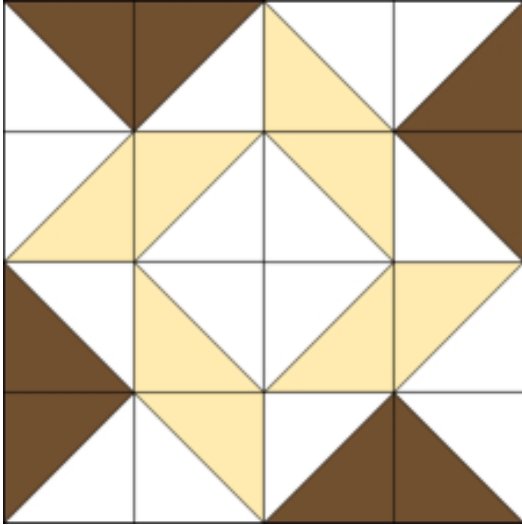
Corinne Winters will be doing a workshop on learning to color with Inktense pencils from Derwitt on **May 15th**. If you are interested in being able to add color and interest to your quilted pieces, this is the class for you! Corinne has a great deal of experience with Inktense and will take us through the process of layering colors and blending to produce a beautiful effect. If you like the idea but don't feel you are "artistic" enough.....NOT TO WORRY! Corrine will guide us through the process. She will have simple kits of printed fabric available for \$8. ***This is a "Try before you buy" class. Corinne will have Inktense pencils available for our use at class so you don't have to buy them beforehand.*** If you think you want to buy them before class, make sure they are from DERWITT. You can order them on Amazon.

Questions? Call, email, or text me anytime!

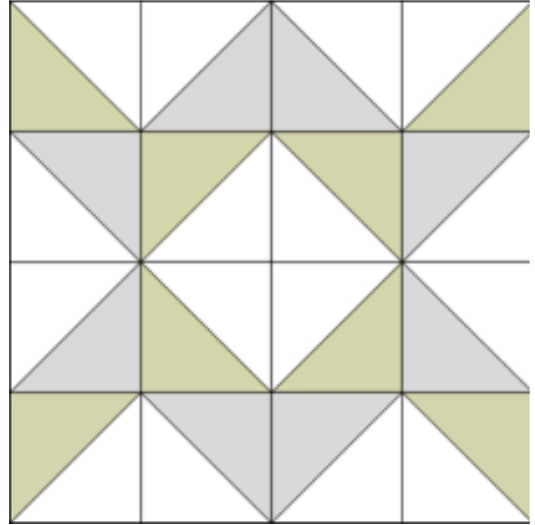


Terrific Triangles for April

Block 5 Whirlpool



Block 6 Zigzag



HST Instructions:

(Basic HST's for every block)

Cut the required number of 4" squares of background and print fabric for the block.

Place a background square on top of a print square, right sides together. Draw a diagonal line from corner to corner on the lighter square.

Sew an accurate 1/4" seam on either side of the drawn line.

Cut on the drawn line.

Press the seam to the darker fabric.

Trim the HST to 3 1/2". (Being mindful to place the points accurately in the corners of your ruler so they don't get cut off).

Repeat for the remaining squares for the block.

April

2025

What's Happening with SRQG



Sunday	Monday	Tuesday	Wednesday	Thursday	Friday	Saturday
		1	2	3 Business Meeting 9:30 -12:00	4	5
6	7	8 Sandy Hall	9	10 Sit N Sew 9:30-12:00	11	12 Cyndy Ward
13	14	15	16	17 PAT SACK'S 9:30-12:00 LECTURE	18	19
20	21	22 Jim Lemons	23	24 Linda Shapleigh	25	26
27	28	29	30 Cathy Yochim			

3-Apr	Meeting	Meeting	Meeting	Meeting	Meeting	Meeting	Meeting
10-Apr	Sit and Sew		Person			A	SEWING
17-Apr	Cecelia Reid	Pat's Sacks	Person	N/A	9:30-12		Meeting
24-Apr	Fabric Sort and Measure		Person				Meeting
1-May	Guild Meeting		Person	N/A	9:30-12	A	Meeting
8-May	Sit and Sew		Person			A	SEWING
15-May	Corrinne Winters	Inktense Painting	Person	\$25	9:30-3	A	SEWING
22-May	Fabric Sort and Measure		Person				Meeting
29-May	Community Service	Veteran Quilts	Person	N/A	9:30-3	A	SEWING
5-Jun	Guild Meeting		Person	N/A	9:30-12		Meeting
12-Jun	Sit and Sew		Person			A	SEWING
19-Jun	Picnic	Picnic	Person	N/A	9:30-12	A	Eating***
26-Jun	Fabric Sort and Measure		Person				Meeting
3-Jul	Guild Meeting		Person	N/A	9:30-12	A	Meeting
10-Jul	Sit and Sew		Person			A	SEWING
17-Jul	Carl Stevens	The Price is Right	Person	N/A	9:30-12	A	Meeting
24-Jul	Fabric Sort and Measure		Person				Meeting
31-Jul	Community Service	Pillowcases	Person	N/A	9:30-3	A	SEWING

We would like to thank you for remembering to Silence your phones during all our meetings. It is greatly appreciated.

Floral Hall "At the Fairgrounds"
301 Joe Clifton Dr.
Paducah, KY 42001

@ Carson Park

APRIL 22-26
2025

Tues-Fri
9am-4pm
Sat 9am-2pm

17 Vendors
Antique Quilt Exhibit
NACQJ Challenge Exhibit
Wooden Barn Quilt Exhibit & Sale
SAQA: "Color in Context: Red"

\$3.00 Admission
\$1 of every ticket sold will be donated to St. Jude's Children's Hospital

FREE PARKING
FREE GIFT BASKET RAFFLE

WWW.THEPADUCAHQUILTSHOW.COM



UPCOMING QUILT SHOWS & CLASSES

White Elephant Fabric Sale to Benefit WNC
March 28 and 29, 2025 9am - 3pm
Cool Spring Community Church
www.coolspringcc.org

The purpose of this sale is raise money for the community of Creston, NC. Monies will be directed by the Creston Fire Department which has been serving their community with clothing, blankets, emotional support, hot food, heaters, propane canisters and all sorts of necessary things. You will find a variety of creative things at this sale.

Quilting Fabric
Quilting Books
Patterns and Notions
Cross Stitch
Yarn and Wools
Sewing Fabric
Patterns and Thread



You can help by coming to shop. You can help by bringing donations for our Yard Sale and Plant Sale - Part 2 May 2 and 3, 2025.

We will be accepting fabric donations, household items, decorative items, old tools, "rusty stuff", bric a brac items, holiday decorations, costume jewelry and small furniture.

For information call - Cindy - 704-376-2531 or Patti - 704-807-6992

Send a donation directly if you wish to do more.....

Cool Spring Community Church
1902 Mocksville Highway
Cleveland, NC 27013

**P.O. Box 9
Creston, NC 28615**

Hello Fellow Quilters!

Below is information about the upcoming quilt show by the *Forsyth Piecers and Quilters Guild*, in Winston Salem, NC.

The **2025 Stitcher's Showcase Quilt Show** will take place at the Winston Salem **Carolina Classic Fairgrounds** on **May 2 and 3, 2025**.

The Fairgrounds is providing a Food Truck for sandwiches and snacks at the Quilt Show. You can view the beautiful quilts, shop, and have lunch on the premises.

For more information on quilt show details, please visit www.forsythquilters.org.

Like many of you, we rely on other guilds to get the word out to publicize our show, which funds our many charitable endeavors and guild programs.

Thank so much, we hope to see you there!

Stitcher's Showcase
2025 Quilt Show



• Vendors
• Raffle Baskets
• Fundraiser Quilt
• The Quilter's Market

SCAN QR Code for show Details

May 2-3, 2025

Fri 9am-4pm - Sat 9am-3pm / Winston-Salem Fairgrounds
Bolton Home & Garden Bldg / Enter Gate 9 on 27th St
Admission \$10 Adults (includes 5 raffle tickets)
\$5 Children 4-12 (under 3 free)

Forsyth Piecers and Quilters
Winston-Salem, North Carolina
forsythquilters.org

TAVA REGISTRATION for 2-DAY WORKSHOP
with Susan Brubaker Knapp:
"Wholecloth Painting from Original Photos"

Learn the basics of painting on fabric to make wholecloth painted quilts. Students start by tracing their photo to create a pattern, transfer their pattern to fabric, and then use acrylic textile paints to recreate them on fabric. Students can begin one - or sometimes two - projects during the two-day class. They will learn how to select the right photos for great results; how to mix colors, shades and tints; and how to choose paints and fabrics that work for this technique. We will also cover how to thread sketch and/or quilt the projects at home. Students are encouraged to send their photos to Susan in advance, to ensure that they will work for this class. (NOTE: no machine work)

April 9 & 10, 2025 (Wednesday & Thursday)
Arrival/Check-in/Sign-up from 9:00 am to 9:30 am
Workshop starts at 9:30 am
Blacksburg Presbyterian Church, 701 Church St. SE, Blacksburg, VA 24060

\$140 member (TAVA) full workshop fee per person
\$160 non-member full workshop fee per person

For more images, info, and supply list go to: <https://textileartvaworkshop.com/tava/workshop>
Mail the form below with a check payable to "TAVA/Textile Artists of Virginia", Karin Tauber, 5104 Albemarle Lane, Blacksburg, VA 24060

Questions? Please contact Marietta Nester marietta.nester@gmail.com 540-769-7874

A confirmation email will be sent to you upon receipt of your registration and full payment. If you have not received an email confirmation within 2 weeks, please contact Marietta to verify your information.

Refund policy: The workshop fee is non-refundable. In the event that you are no longer able to attend, you may find someone else to take your place at the workshop. Please contact Marietta about any changes.

Copy by machine or hand and detach

Registration: "Wholecloth Painting from Original Photos" with Susan Brubaker Knapp
April 9 & 10, 2025 in Blacksburg, VA

Contact information (Please print clearly)

Name _____ Preferred first name for nametag: _____
Street _____ City _____ Zip _____
Email _____ Phone (____) _____

Member (TAVA) workshop fee per person: \$140 (Make check payable to TAVA)
Non-member workshop fee per person: \$160



Two-Day Wholecloth Painting

a workshop with Susan Brubaker Knapp

Learn the basics of painting on fabric to make wholecloth painted quilts. Work from your original photographs, and use acrylic textile paints to bring it to life. Do not worry if you've never painted anything before... this may look complicated, but it isn't once you learn a bit. I will cover how to:

- select the right photos for great results
- mix colors, shades and tints
- choose paints and fabrics to use and why
- transfer your design to fabric
- stain and blend colors
- stitch on your piece
- prepare to threadsketch and/or quilt

Kit fee is \$30 (payable to Susan). The kit includes:
■ 1/2 yard Pincette prepared for dyeing (PPD) fabric
■ set of paint brushes
■ use of my textile paints and extender

For more insight and information, please go to: <http://www.knappworkshop.com/2014/01/tava-wholecloth-painting.html>

You can also see lots of students with their painted projects on my website at the bottom of this page: <http://susanbrubakerknapp.com/classes/lectures>

Bring the following supplies:

- Enlargements of 1 or 2 photos you want to create as a wholecloth piece. Enlarge photos to at least 12" - but no longer than 17" - on the longest side. See details on next page.
- Artist's palette or paint tray, either plastic or metal, with multiple compartments, for mixing paint (available at craft and artists' supply stores). It is helpful to use a palette with a lid, or bring plastic wrap to cover your paint during lunch, and to take home.
- Pieces of foamcore (also called foam board) at least 2" larger on both sides than the photo enlargements you plan to paint. (Available at craft and office stores)
- Mechanical pencil
- Black Sharpie markers in fine and ultra fine
- Artist's tape or masking tape
- Clear (Sewall) tape
- 2 cups to hold water for rinsing brushes
- 3 or more clean old rag or washcloths
- Old clothing to wear during class that can get stained (acrylic paint does not wash out)
- Paper scissors and fabric scissors
- Lightbox (optional but helpful, to see details when tracing)
- Tack light (optional but helpful if room is dark)



SRQG Name Tag Pattern

You may finish your badge in fabrics of your choice using the lightest in the center where your name should appear. Pieces A2, A3, A5 and A7 should be your darkest fabric. Use a medium value for the outer corners. The badge can be made to read square or on point, your choice! Embellish as desired.

Badge should finish at 5" square. Please make sure your printer is set to print at actual size rather than a reduced size. Any questions, call Linda Bryant.

